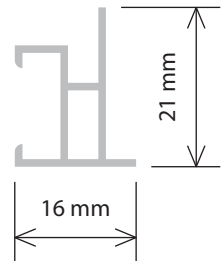
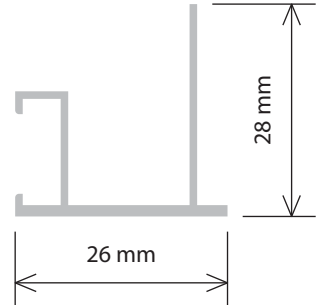


Tuffline[®] Magnetic Single Sided

For wall mounted graphics


Tuffline[®] can be applied to any wall finish, using split batons, screws, glue (maxbond), industrial Velcro, double-sided mirror tape or it can be hung like a normal picture frame.

The largest we recommend a single Tuffline[®] panel to be is 1200mm x 2400mm. Multiple Tuffline[®] panels can be put together in a grid system to create entire walls of interchangeable graphics.







Wall & Ceiling Mounting

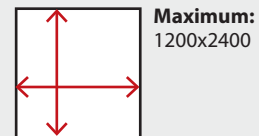
Tuffline Single Sided panels are usually mounted using split batons but can also be hung with our Shop Cable system



Frame Colours:

-  Anodised Aluminium
-  Black Powdercoat
-  White Powdercoat
-  Custom Available

Frame Sizes:



EXTRUSION	SIZE	WALLMOUNTED	FREESTANDING	SHELVES	BASEPLATE/FOOT	SHOPCABLE
a. 16mm Tuffline single sided	16x21mm	✓				✓
b. 28mm Tuffline single sided	26x28mm	✓				✓

FREE CALL
1800 606 682
www.flash.com.au

Sydney
 15 Chapel Street
 Marrickville NSW 2204
 T +61 2 8594 3555
 E flash.aus@flash.com.au

Brisbane
 19 Chester Street
 Newstead Qld 4006
 T +61 7 3620 7600
 E brisbane.qld@flash.com.au

Canberra
 61 Kembla Street
 Fyshwick ACT 2609
 T +61 2 6280 6166
 E canberra.act@flash.com.au